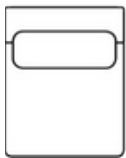


HILTON



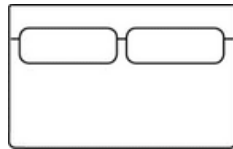
ELEMENTS

1.5W



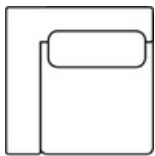
85 cm

2.5W



170 cm

AL-1.5W/ 1.5W-AR



113 cm

AL-2.5W/ 2.5W-AR



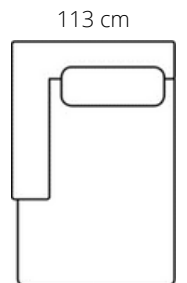
197 cm

PG



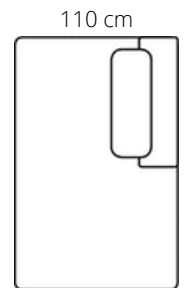
110 cm

**AL-LG (arm left)
LG-AR (arm right)**



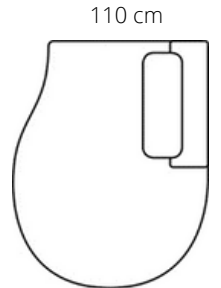
113 cm

**Recamiere
OEL (left)
OER (right)**



110 cm

**Recamiere
OEL - R (left)
OER - R (right)**

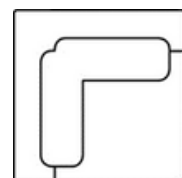


110 cm

170 cm

170 cm

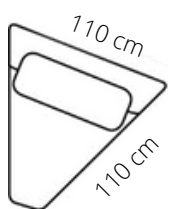
HH



110 cm

110 cm

HK45



110 cm

110 cm

**HEIGHT: 90 cm
DEPTH: 110 cm
SEAT DEPTH: 63 cm
SEAT HEIGHT: 47 cm
ARM HEIGHT: 64 cm**

STITCHING



Piping

PRODUCT INFO

FRAME



pinewood

FILLING

BACK



foam SG 23



fibre wool



elastic belts

SEAT



foam SG 40



fibre wool



no-sag springs