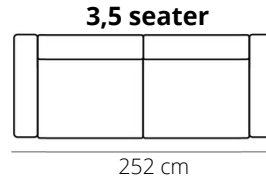
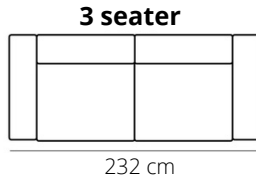
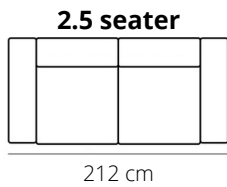
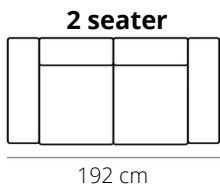


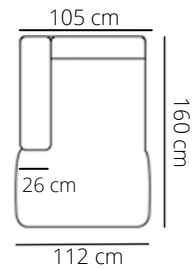
# SALONE



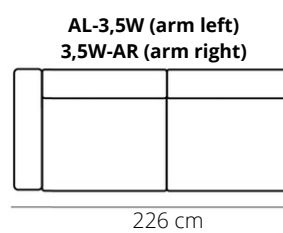
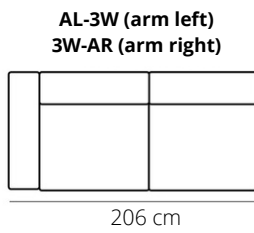
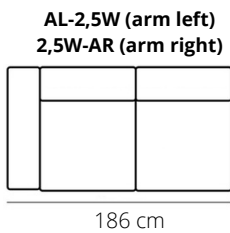
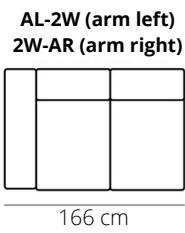
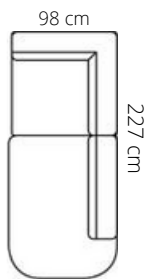
## ELEMENTS



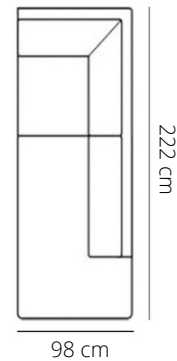
**AL-LG (arm left)  
LG-AR (arm right)**



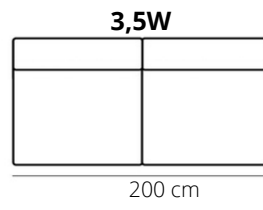
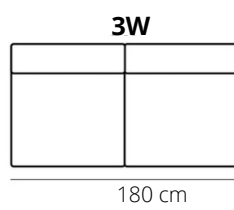
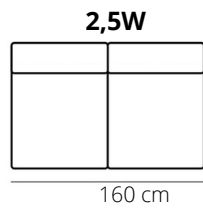
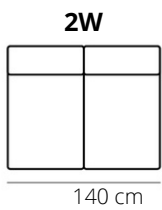
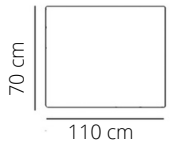
**OEL-R (left)  
OER-R (right)**



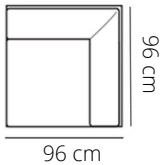
**OEL (left)  
OER (right)**




**PK**



**HH**



## STITCHING



flat seam

## LEGS



**CAS**

black

**HEIGHT: 82 cm  
DEPTH: 95 cm  
SEAT DEPTH: 58 cm  
SEAT HEIGHT: 47 cm  
ARM HEIGHT: 65 cm**

## PRODUCT INFO

### FRAME



beechwood



chipboard

### FILLING

*BACK*



foam HR 30




fibre wool



elastic belts

*SEAT*



foam HR 40



fibre wool



no-sag springs