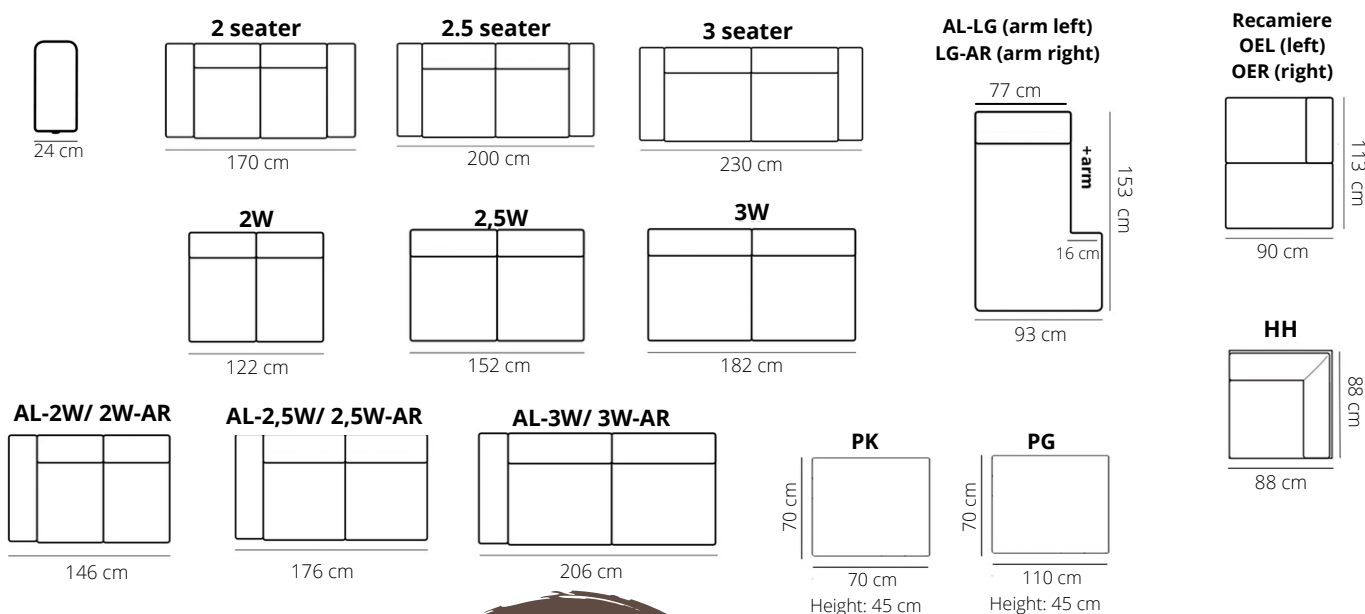


# ARLINGTON




## ELEMENTS



**HEIGHT: 82 cm**  
**DEPTH: 90 cm**  
**SEAT DEPTH: 55 cm**  
**SEAT HEIGHT: 45 cm**  
**ARM HEIGHT: 64 cm**

## STITCHING



flat seam

## LEGS



**NAM**  
black

## PRODUCT INFO

### FRAME



beechwood



chipboard

### FILLING


#### BACK



foam SG 23



fibre wool



elastic belts

#### SEAT



foam SG 40



fibre wool



no-sag springs