


AMARE




ELEMENTS

1W



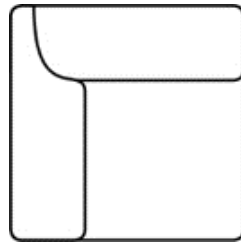
90 cm

1.5W



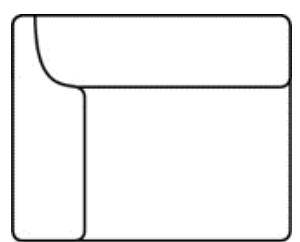
115 cm

AL-1W (arm left)
1W-AR (arm right)



110 cm


AL-1.5W (arm left)
1.5W-AR (arm right)



135 cm

HEIGHT: 86 cm
DEPTH: 110 cm
SEAT DEPTH: 62 cm
SEAT HEIGHT: 48 cm
ARM HEIGHT: 70 cm

STITCHING



flat seam

PRODUCT INFO

FRAME



pine wood



plywood

FILLING

BACK



foam HR 28



feathers mixed
with
siliconized fibre

SEAT



foam HR 40



feathers mixed
with
siliconized fibre

SUSPENSION



elastic belts



no-sag springs