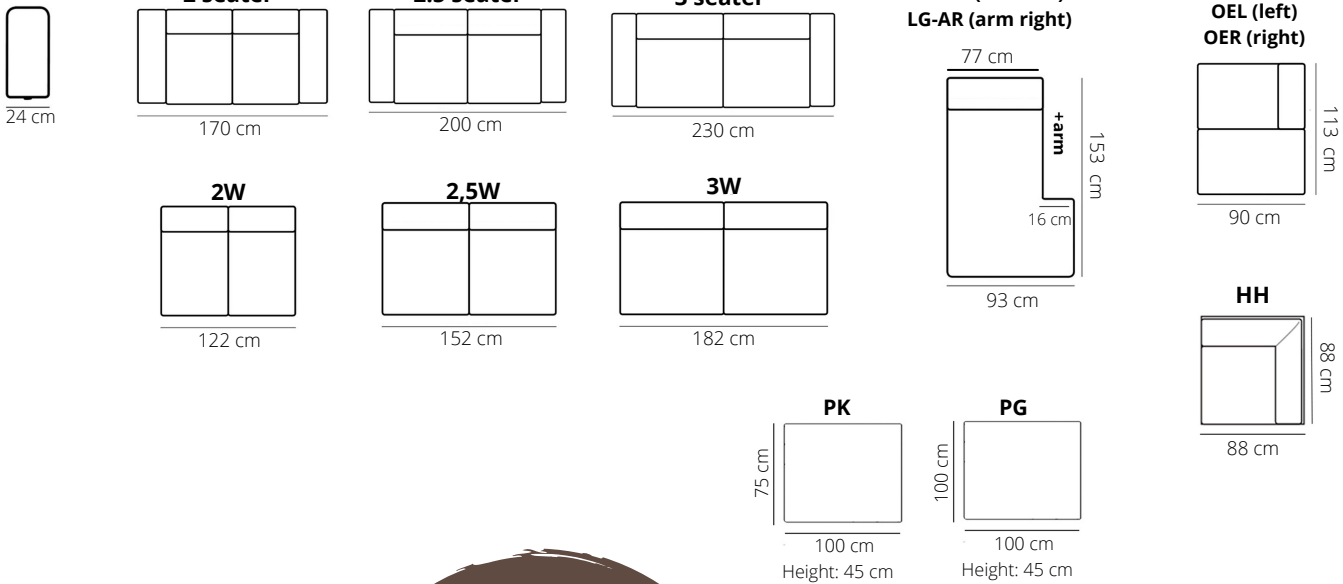


ARLINGTON




ELEMENTS



HEIGHT: 82 cm
DEPTH: 90 cm
SEAT DEPTH: 55 cm
SEAT HEIGHT: 45 cm
ARM HEIGHT: 64 cm

STITCHING



flat seam

LEGS



NAM
black

PRODUCT INFO

FRAME




beechwood



chipboard

FILLING

BACK



foam SG 23



fibre wool



elastic belts

SEAT



foam SG 40



fibre wool



no-sag springs

SUSPENSION