


ISLA



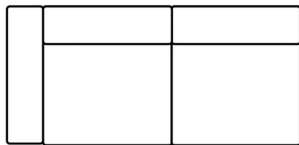
ELEMENTS

AL-2,5W (arm left)
2,5W-AR (arm right)



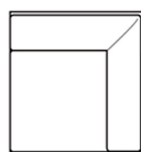
180 cm

AL-3W (arm left)
3W-AR (arm right)



210 cm

HH



100 cm


AL-LK (arm left)
LK-AR (arm right)



94 cm

187 cm

STITCHING



pinched seam

LEGS



CI
black

HEIGHT: 87 cm
DEPTH: 101 cm
SEAT DEPTH: 64 cm
SEAT HEIGHT: 45 cm
ARM HEIGHT: 63 cm

FRAME



beechwood



chipboard


FILLING

SUSPENSION

BACK



fibre wool



elastic belts

SEAT



foam SG 30



fibre wool



no-sag springs

This sofa has loose seat and back cushions

Caution: with the use of different moulds, the stitching of models in fabrics can be different from the stitching of the same models in leather.
All sizes are approximate, technical and stylistic changes and typing errors are reserved.