

# PALMA




**EL**  
available in:



black



dark wood



cherry



varnished  
clear



Sprayed  
aluminium




oak natural oiled



brut

## STITCHING



double needle  
stitching



cross stitching

**HEIGHT: 89 cm**  
**DEPTH: 80 cm**  
**WIDTH: 72 cm**  
**SEAT DEPTH: 49 cm**  
**SEAT HEIGHT: 44 cm**  
**ARM HEIGHT: 65 cm**  
**ARM WIDTH: 11 cm**

## PRODUCT INFO

### FRAME



beechwood



chipboard

### FILLING

*BACK*



foam SG 30




fibre wool



elastic belts

*SEAT*



foam HR 43



fibre wool



no-sag springs

### SUSPENSION

Caution: with the use of different moulds, the stitchery of models in fabrics can be different from the stitchery of the same models in leather.  
All sizes are approximate, technical and stylistic changes and typing errors are reserved.